



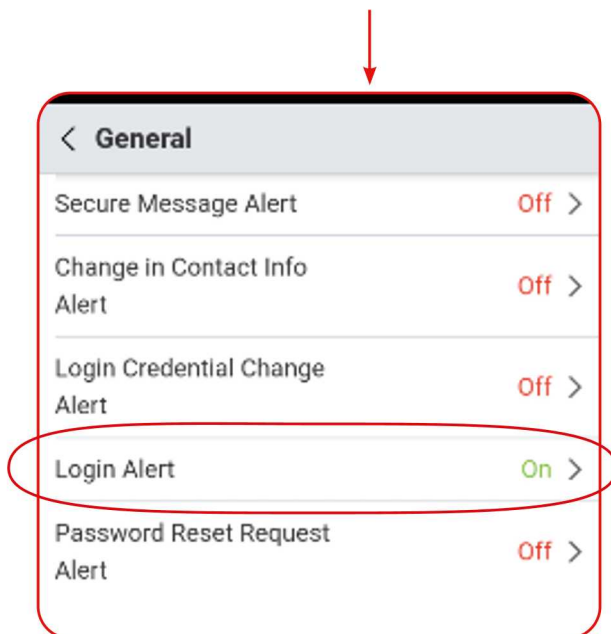
## ENHANCEMENTS ARE HERE!

Our mobile app has been improved to serve you even better! Experience:

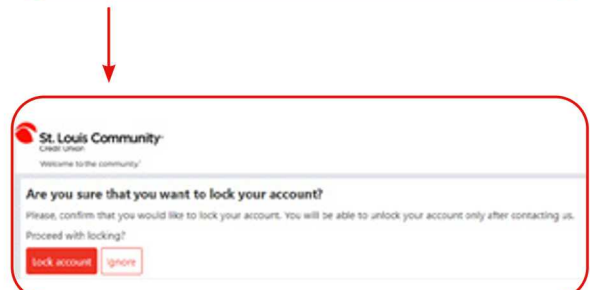
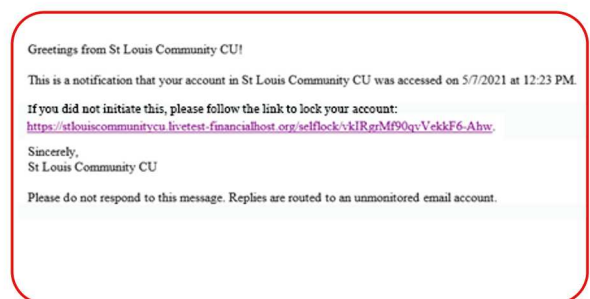
**Enhanced security through the self-lockout feature** – The self-lockout feature will allow you to receive a notification that your account has been accessed (once the login alert is enabled). If you did not initiate this, a link will be provided to lock your account when trying to access it via Online Banking. Once the account has been locked, you must contact SLCCU to unlock it. Visit the Contact Us page on our website to reach us.

How it works:

- Go to **Manage Alerts**.
- Select **General**.
- Scroll down to **Login Alert**. Switch from **Off** to **On**.



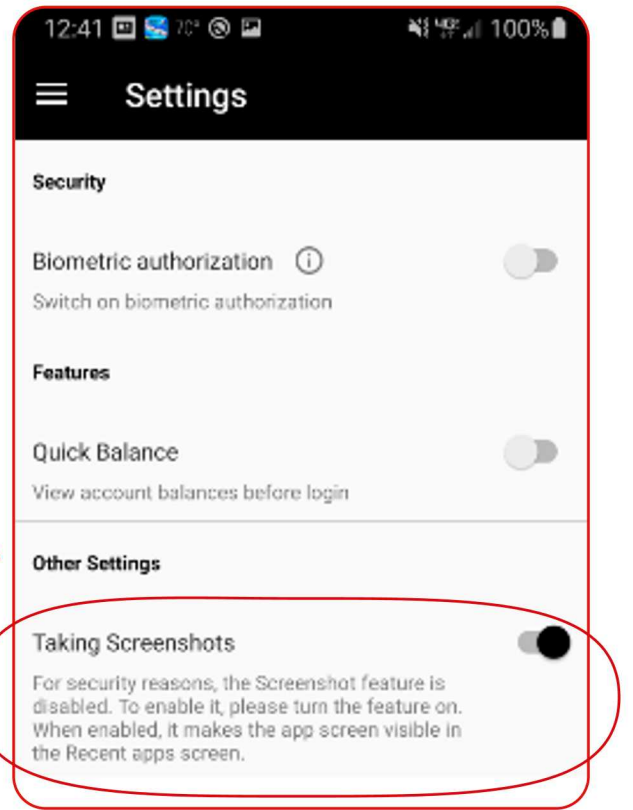
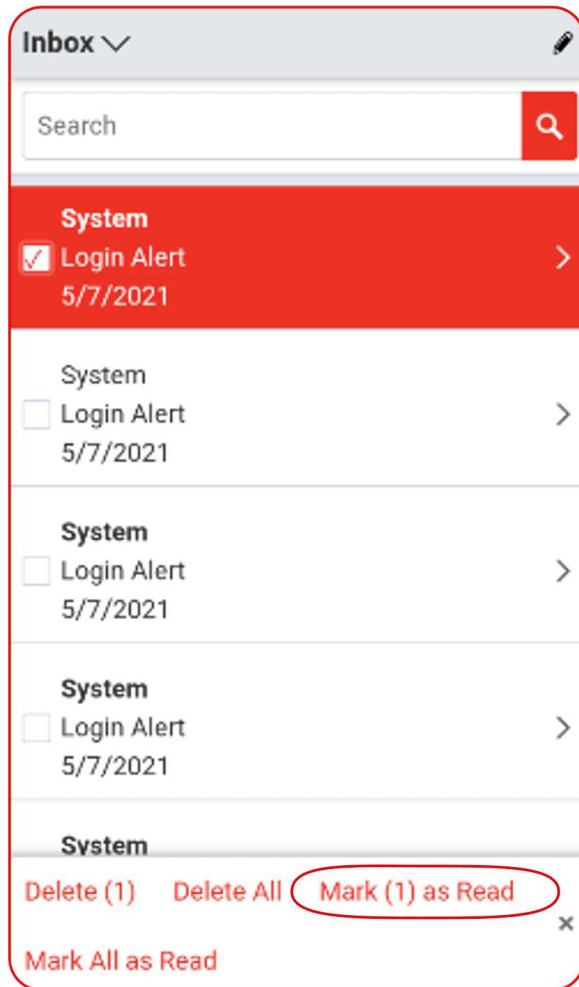
- Then, choose **Email** or **SMS alert** to receive a text message.



**The ability to disable screenshots** – Screenshots that are created through the app are now disabled. You can enable them on your own (if needed) to manage your banking.

How it works:

- Go to **Settings** (under the Security Enhancement tab).
- View **Other Settings**.
- Select **Taking Screenshots**, and turn the toggle on by moving the button to the right.



**Flexibility to keep track of new read messages/alerts** – Use the **Mark as Read** feature to keep all messages and alerts in order pertaining to your account.



Welcome to the community.®